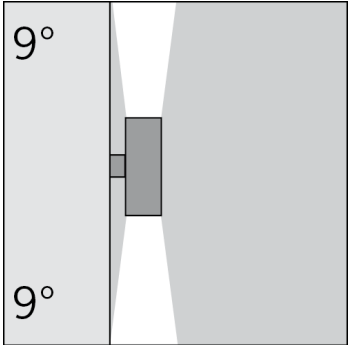
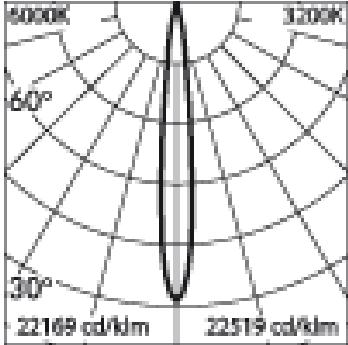
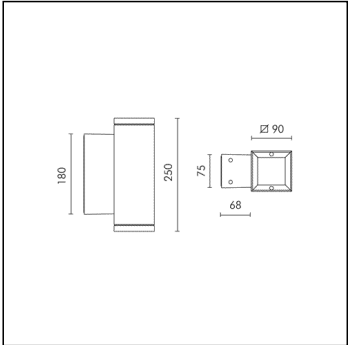



MICROSLOT UP-DOWN



h(m)	9° Ø(m)	6000K E(lx)	3200K E(lx)
1	0.16	9050	7297
2	0.33	2263	1824
3	0.49	1006	811
4	0.66	566	456
5	0.82	362	292

Item no longer in the catalogue.

S.3813
6 module LED 6000K 220-240Vac ON-OFF
Wall mounted



Light Source Technical Data

Light source type:	LED
Colour temperature:	6000K
Rated module luminous flux:	1068lm
Rated luminaire luminous flux:	820lm
Rated module power:	9W
Rated luminaire power:	12W
Luminaire efficacy:	68lm/W
Color Rendering Index:	CRI 75

Power Supply Technical Data


Voltage (AC):	220-240Vac
Frequency (AC):	50/60Hz
Dimmable:	NOT DIMMABLE (ON-OFF)

Technical Installation Data

Electrical insulation class:	I
Protection class IP:	IP65
Mechanical resistance:	IK08
Weight:	2.4Kg

Temperature and life time Technical Data

LED Lifetime:	L80 B10 70.000h Ta 25°C L80 B10 50.000h Ta 40°C
Lifespan of the LUMINAIRE:	min. 70.000h Ta 25°C min. 50.000h Ta 40°C
Performance ambient temperature:	Tq 25°C
Operating ambient temperature range:	da -20°C a +50°C
Storage temperature range:	da -20°C a +60°C

MICROSLOT UP-DOWN**S.3813****SPECS SHEET****LUMINAIRE TYPE**

Wall mounted luminaire. IP rating IP 65

MATERIAL CHARACTERISTICS

Aluminium die cast housing in EN AB-47100 (low copper content) and extruded EN AW-6060 with high resistance against corrosion. Stone wash surface treatment prior to painting process. A4 grade Stainless Steel screws with 2,5-3% molybdenum content which increases the resistance against corrosion. Silicone gaskets. Painting Process : 3 Step Process

1) Surface treatment with BONDERITE. A heavy metal free chemical surface treatment containing ceramic nano particles giving a cohesive, inorganic and highly dense protective coating. 2) PRE POLYMERIZATION a process of introducing an epoxy primer with excellent characteristics to the paint which also offers very high resistance to oxidation due to its Zinc content. 3) POLYMERIZATION a process with the application of polyester powder with high resistance against UV rays and harsh weather conditions. Resistance test protection for Marine applications for 1200h. Mechanical resistance IK 08

LIGHTING PERFORMANCEClear toughened glass 6 mm thick. Lamp adjustable $\pm 15^\circ$ position. LOR --**WIRING**Single cable entry ($\varnothing 8 \div 12$ mm). Isolation: CLASS I . Available colours: Aluminium grey (cod.14). Weight: 2.4 Kg Glow Wire test: 850°C**LED module included**

This luminaire contains built-in LED modules. In case of damage or malfunction please contact the manufacturer to receive additional instructions on how to replace and relative spare parts to order. The LED modules cannot be handled in the luminaire by the end user.

LED modules are engineered accordingly to the existing regulations of Lumen Maintenance (LM80) and Technical Memorandum (TM21), where uniformity and quality of the light is 70,000 hours referred to L80 B10 Ta 25 ° C (50,000 hours referable to L80 B10 Ta 40°C). Lifespan of the luminaire min. 70.000 hours Ta 25°C, min. 50,000 hours at 40°C. Performance Ambient temperature Tq 25°C. Operating ambient temperature range is from -20°C to +50°C. Storage temperature range from -20°C to +60°C.

ELECTRONIC EQUIPMENT SENSITIVE TO OVERVOLTAGE.

We recommend installing surge protection devices "SPD" in the electrical system. Protection devices prevent the intensity of these phenomena's, protecting the appliances from the risk of being damaged and extending the lifespan. Outdoor luminaires are subject to all types of permanent, temporary, or transient electrical disturbances. Such disturbances can create permanent damage or failure affecting its performance and durability. The surge protection device (supplied by SIMES) is utilized to limit the destructive effect of these phenomena. We suggest that each luminaire must be connected to one protection device at not more than 10m away. For correct coordination of the protections, a surge protection device must also be provided inside the electrical panel of the system (the selection of this device must be carried out from the electrical designer and is not supplied by SIMES).